

**Pandemic teaching:  
Tips for successfully changing to an  
online learning environment**

Dr Jan M Nick

Dr Ronald Vyhmeister

# Learning Outcomes

1. Identify ways of bringing Christ into the online class creatively and effectively
2. Develop methods of keeping students engaged throughout the term and getting them to submit assignments on time
3. Select appropriate technology that can be used when teaching, emphasizing, clarifying, and assessing
4. Design a course using principles that create meaningful learning for the student both individually and in a group setting

## Objective #1



Bringing Christ into the classroom in  
an online environment

# Electronic Health Records (EHRs) from Dr Nick




Hello Students! Welcome to your first SoftChalk lesson. I will embed videos or hyperlinks, little quizlets and other activities in the lessons this quarter so it is not just dry boring static text.

This week, my prayer for you is that you experience a new thought, feeling, or emotion about God that you have not done previously. Here is a thought I have chosen for you.

Luke 1:77-79 New International Version (NIV)

<sup>77</sup> to give his people the knowledge of salvation  
through the forgiveness of their sins,  
<sup>78</sup> because of the tender mercy of our God,  
by which the rising sun will come to us from heaven  
<sup>79</sup> to shine on those living in darkness  
and in the shadow of death,  
to guide our feet into the path of peace."



# BREATHE

Jonny Diaz



0:12 / 3:33

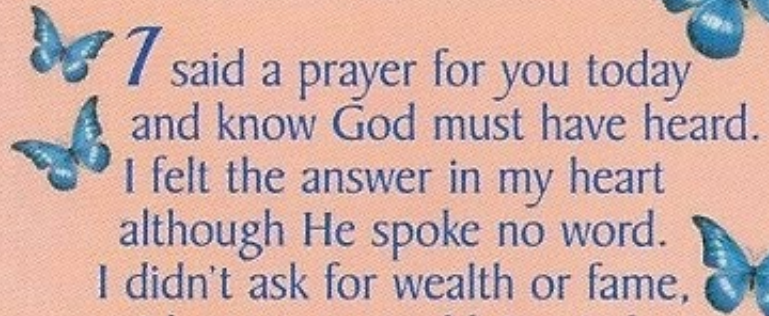


HD






## I Said A Prayer For You Today



I said a prayer for you today  
and know God must have heard.  
I felt the answer in my heart  
although He spoke no word.  
I didn't ask for wealth or fame,  
I knew you wouldn't mind.  
I asked Him for some treasures  
of a far more lasting kind.



I asked that He'd be near you  
at the start of each new day  
to grant you health and blessings  
and friends to share the way.  
I asked for happiness for you  
in all things great and small.  
But it was for His loving care  
I prayed for most of all.

## Other ways to bring Christ to the online classroom

- Video tape a scripture on your cell phone and send it to students
- Send a “Happy Sabbath” to students on Friday afternoon with WhatsApp?
- Sign off a course announcement with “I am praying for you”

Other ways to bring Christ to the online classroom

- When dealing with an ethical issue, reflect back on Biblical principles
- There is “nothing new under the sun.”



## Objective #2

Develop methods of keeping students engaged throughout the term and getting them to submit assignments on time

If your internet goes down at the house  
PHONE

All Sections

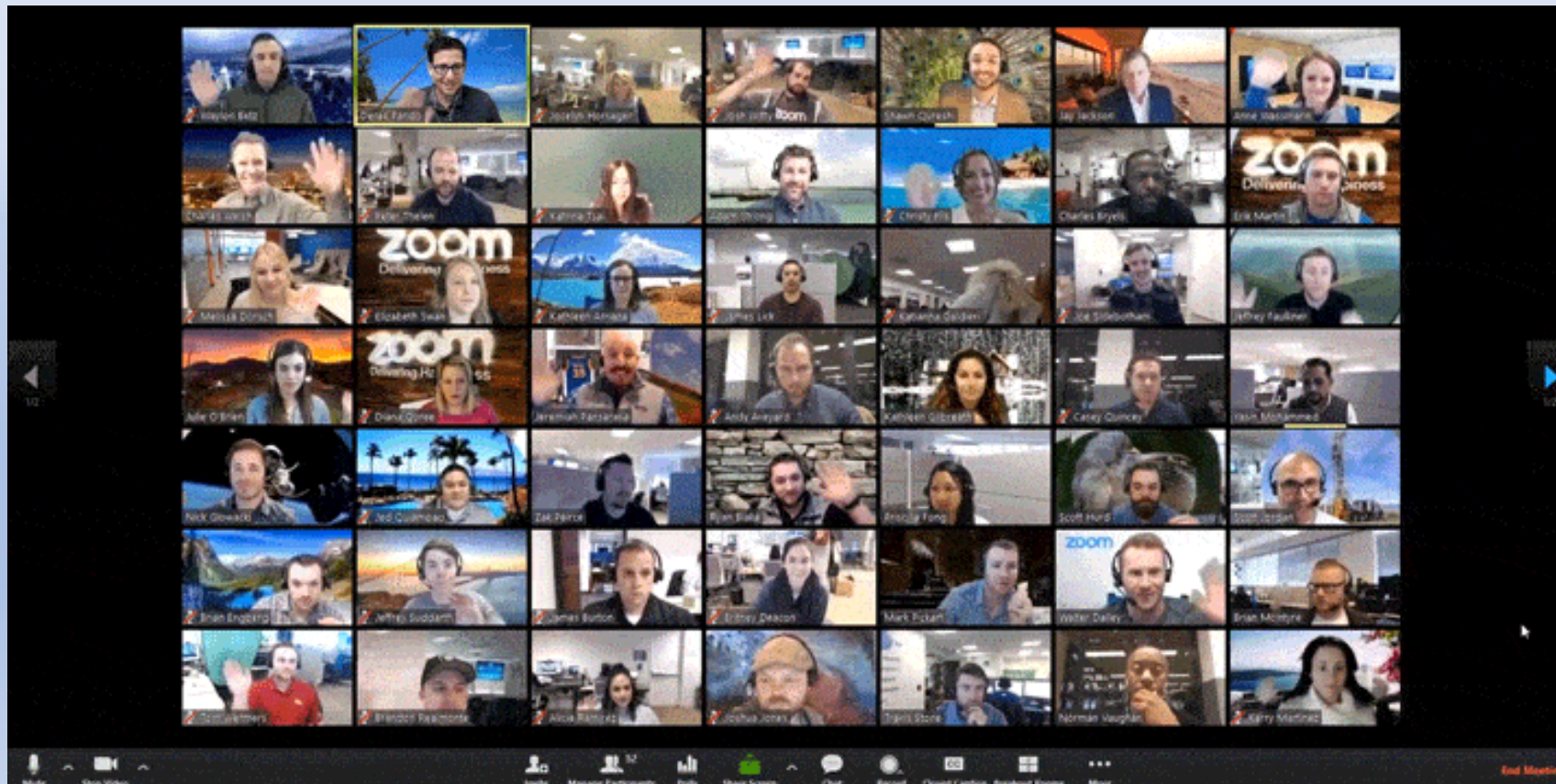
Hello dear students. You have started the LLUSN nu  
My prayer is that you feel encouraged and see value in  
from all your classes. Hang in there.

I wanted to make sure you all know to DOWNLOAD Canva  
the ZOOM app on your smart phone. A few people said they  
pooped out right before my class and so they missed the RAT  
missed the zoom session.

If that happens in the future, please use your smart phone to log o  
ZOOM so I can record your presence, and you can get access to do  
RAT. I can understand if the internet goes out. But everyone has cell

Dear students. I am  
sending you a quick  
reminder to submit  
Assignment F by  
Friday at 12 pm. Read  
instructions  
carefully and reach out  
if you need  
help. With  
your help, you can do  
it.

# Short Synchronous Sessions with Asynchronous is the BEST model for online teaching







## OVERVIEW/PURPOSE

In this module, we will learn how to disseminate verbal communication skills within the nursing  
nurses are i  
(EBP) proje  
one gives yo  
to be power





## OVERVIEW/PURPOSE

Congratulations! The course is more than half over!

This week we learn **WHEN we need to ask for the right evidence, and WHERE we need to find that evidence.** It is actually asking you to demonstrate skill and place your knowledge The fact that when you as the professional nurse do EBP care for your patients, you actually feel more competent, confident, and satisfied with your role as a professional nurse. See how amazing you are and what a difference you will be making for your clients as well as yourself!

## Learning Outcome



This is the material you should focus on before coming to class. It will help you prepare for the **RAT 6**. It is an mp4, please enjoy! And good luck!!



1. Module 6 Prep for RAT.mp4

Here is the taped video for objectives #3 and #4

[Module 6 Searching Systematically\\_Obj #3 & 4.mp4](#)





How do you communicate?

How do your students prefer to be communicated with?

Make students work in pairs or small groups. Evaluate results without policing.

What is the value to communication? Students are focused on grades...

When in doubt, overcommunicate!

## Objective #3


Select appropriate technology that can be used when teaching, emphasizing, clarifying, and assessing

# QR codes



There are 7 steps to EBP process, and the first step is STEP 0: Creating a culture of inquiry and asking questions. Not believing everything you hear from authority figures, or traditional practice (we have always done it this way), or from teachers, or even if it sounds logical. There are many examples of where we practice based on logic and it actually harms the patient. So I am excited to get you accustomed to asking questions rather than taking everything for granted.





# Sakai

## Moodle LMS

The world's open source learning platform

Moodle enables you to create a private learning space



**KHAN**  
ACADEMY



## Objective #4

Design a course using principles that create meaningful learning for the student both individually and in a group setting.

### Create Wiki Page

A Instructions  
Graded Course Wiki for Chapter 3.

CANCEL

\* Indicates a required field.

---

1. Wiki Page Content

\* Name

Content

T T I F Paragraph Arial 3 (12pt) [List Icons] Bold Italic Link Unlink Bulleted Numbered Indent Outdent Undo Redo Font Color Background Color

[Image Icons] Mashups [Quote Icon] Quote [Link Icon] Anchor Grid Columns Rows [Table Icons] HTML CSS Preview

If the United States decides to decrease its dependence on Middle East oil, the current administration is likely to power to make up the shortfall. This presents another set of security concerns that will affect the military's mid reliance on nuclear power means a greater chance of diversion of fissile material by nonnuclear states or terror this, the armed forces will undoubtedly be called upon to provide secure escort for nuclear materials. In addition become more critical to the nation's power grid, they themselves become more attractive as terror targets and increased National Guard protection.

# Prepare ahead, test at beginning of class


*International Journal of Teaching and Learning in Higher Education*  
<http://www.isetl.org/ijtlhe/>

2009, Volume 21, Number 2, 181-186  
ISSN 1812-9129

## Readiness Assessment Tests versus Frequent Quizzes: Student Preferences

Suzanne E. Weinstein  
*The Pennsylvania State University*

Shao-Wei Wu  
*York College, CUNY*



This study compares the effectiveness of two different assessment techniques; readiness assessment tests (RATs) and frequent quizzing. We report student perceptions of the impact of these techniques on the number of readings done prior to the class period, thorough reading of assignments, ability to follow class discussions, ability to participate in class, ability to prepare for exams and exam scores. We also examined student's overall preferences for assessment technique as well as how preferences varied by learning styles. Readiness assessment tests were generally better than frequent quizzes at encouraging students to do the readings prior to class, follow class discussions, and participate in class. A majority of students preferred readiness assessment tests to frequent quizzes. However, whereas global and/or intuitive learners preferred the readiness assessment tests, sequential and/or sensing learners preferred the quizzes.

This quiz is at the beginning of class and may be individual or taken as a group. We will find out soon.

**Question 1**

**1 pts**

Which common intravenous (IV) solution in the article by Dalton was questioned? (unfortunately still current use today!!!)

- ☐ Dextrose 5% in Water (D5W)
- ☐ Ringer's Lactate/Lactated Ringer's
- ☐ Normal Saline (0.9%)
- ☐ Half Normal Saline (0.45%)

What is the endgame for your students?

What will they get out of the assignment/project?

Student presentations (or shared documents) on assigned topics cause much learning

Work them in pairs or groups. They need to know how to cooperate

Learning must happen without the teacher present... or what kind of professionals are we preparing?

- TIP #1 Use many digital platforms to bring them closer to Christ
- Tip #2 Add a Synchronous component to your class
- TIP #3 Chunk the information into SHORT videos (10-12 minutes)
- TIP #4 Use available OPEN SOURCE technology to help students learn
- TIP #5 Help students become ACTIVE LEARNERS—have them do the work
- TIP #6 Teach them to PREPARE before coming to class and TEST them at beginning of class





*Thanks so much*

Muchas gracias

*Merci beaucoup*

