



LOMA LINDA UNIVERSITY  
HEALTH  
RESEARCH AFFAIRS

Importance of collaborations

# Agenda

- Why collaborate?
- Special opportunity afforded to SDA institutions
- Areas of collaboration at LLUH
- Opportunity for collaboration



## Overall research performance

Download page as PDF Export

Scholarly Output

3,198

View list of publications

Authors

2,951

Field-Weighted Citation Impact

1.20

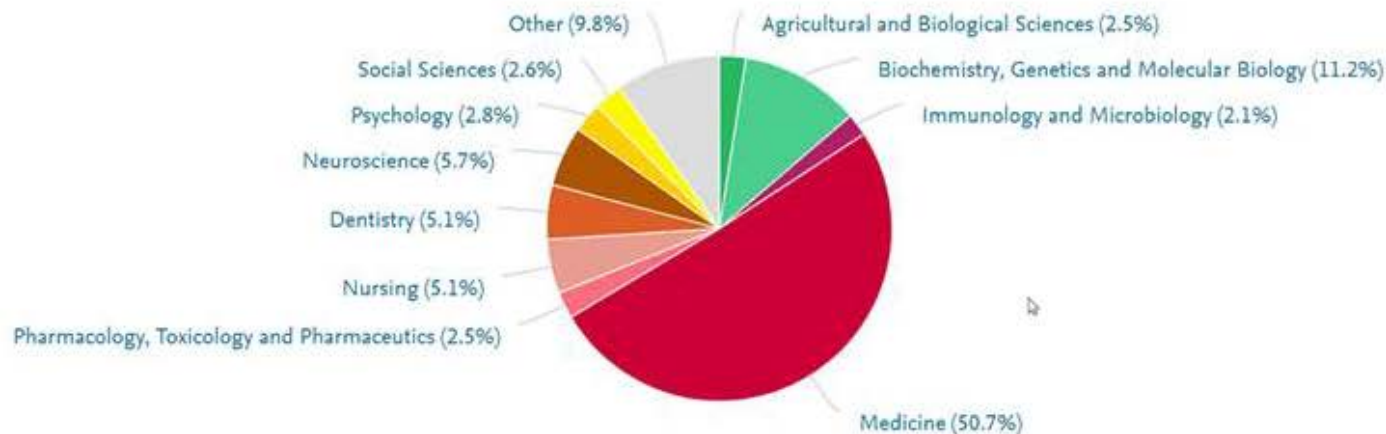
Citation Count

24,290

Citations per Publication

7.6

Add to Reporting



Analyze in more detail







## Collaboration

[+ Add to Reporting](#) [Shortcuts](#) 

Publications at Loma Linda University, by amount of international, national and institutional collaboration





Metric		Publications	Citations	Citations per Publication	Field-Weighted Citation Impact
 International collaboration	25.5%	817	8,543	10.5	1.61
 Only national collaboration	36.7%	1,173	9,167	7.8	1.24
 Only institutional collaboration	31.5%	1,006	6,084	6.0	0.90
 Single authorship (no collaboration)	6.3%	202	496	2.5	0.87

## Academic-Corporate Collaboration

[+ Add to Reporting](#) [Shortcuts](#) 

Publications at Loma Linda University with both academic and corporate author affiliations



Metric		Publications	Citations	Citations per Publication	Field-Weighted Citation Impact
 Academic-corporate collaboration	1.1%	36	918	25.5	3.20
 No academic-corporate collaboration	98.9%	3,162	23,372	7.4	1.18

# Loma Linda University

United States [More details on this Institution](#)

2012 to 2016  no subject area filter selected  ASJC

[Data sources](#)

Summary Topics Awarded Grants Collaboration Published Viewed Cited Economic Impact Societal Impact Authors

Overall Top collaborating Institutions

## Top collaborating Institutions

[+ Add to Reporting](#) [Export](#) [Shortcuts](#)

by number of publications co-authored with Loma Linda University

Institution	Co-authored publications	Citations received for co-authored publications	Co-authors	Field-Weighted Citat... <input type="checkbox"/>
1.  University of California at Los Angeles	162	2,182	255	2.04
2.  VA Medical Center	154	1,095	197	1.04
3.  Harvard University	100	2,191	152	3.16
4.  University of Southern California	93	1,416	183	2.17
5.  University of California at San Diego	84	943	102	1.87
6.  University of California at San Francisco	76	1,494	102	2.78
7.  University of Pittsburgh	60	1,099	114	2.69
8.  Zhejiang University	52	598	104	1.34
9.  University of California at Riverside	52	488	79	1.01
10.  University of California at Irvine	51	869	103	2.25



# Collaboration with Zhejiang University

Year range: 2012 to >2017

Export Shortcuts

Overview Current co-authors Potential co-authors

## Loma Linda University

92 ▲

co-authors with Zhejiang University

1.16

Field-Weighted Citation Impact

## Co-authored

68 ▲

publications

1.30

Field-Weighted Citation Impact

## Zhejiang University

138 ▲

co-authors with Loma Linda University

1.12

Field-Weighted Citation Impact

Authors	3,399 ▲	-	61,361 ▲
Scholarly Output	3,828 ▲	-	70,011 ▲
Views count (from Scopus)	43,189	641	975,889
Field-Weighted Views Impact	1.01	0.76	0.95
Citation Count	24,473	607	450,143

Show more

## Co-authored publications by Subject Area

Pie chart Bar chart

Co-authored publications

Total publications  
Loma Linda University

Total publications  
Zhejiang University





2012 to >2017 no subject area filter selected

## Institutions collaborating with Loma Linda University

Worldwide Corporate [reset filter](#)

37 collaborating institutions 43 co-authored publications

Map **Table**

[Export](#) [Shortcuts](#)

Institution	Co-authored publications	Co-authors at Loma Linda University	Co-authors at the other institution	Field-Weigh...
Eli Lilly	5	2	5	9.78
AbbVie	4	2	4	11.47
Novartis	3	3	35	10.17
SAS Institute, Inc.	3	2	7	12.87
AstraZeneca	2	2	3	0.00
Henan Provincial People's Hospital	2	1	1	1.60
Lexicon Genetics Incorporated	2	8	2	1.55
Merck	2	2	2	2.16
Novartis USA	2	2	3	14.13
Otsuka Pharmaceutical Co Ltd	2	1	1	1.80
SAIC	2	6	1	0.00
Siemens	2	2	3	2.72
Westat	2	2	1	4.11

# SDA Institution

- Over 200 hospitals throughout the world
- 6 medical schools
- 129 colleges and universities





# Building a network

- Council of Adventist Researchers – on LinkedIn
- Coming Soon - look for a link on our website for Strategic Research Alliances



# Building capacity

- LLUH is focused on healthcare and life sciences
- Open to train faculty for a year period



# Building lasting collaborations

- E.g., Universidad Adventista del Plata
  - 2 ongoing projects
  - 2 projects in the planning stages



# Research at LLUH

- 7 areas in which LLUH investigators excel:
  - Chronic Degenerative Diseases
  - Health Disparities/Global Health
  - Cancer
  - Neuroscience
  - Mother & Child
  - Aging Populations





# CHRONIC DEGENERATIVE DISEASES

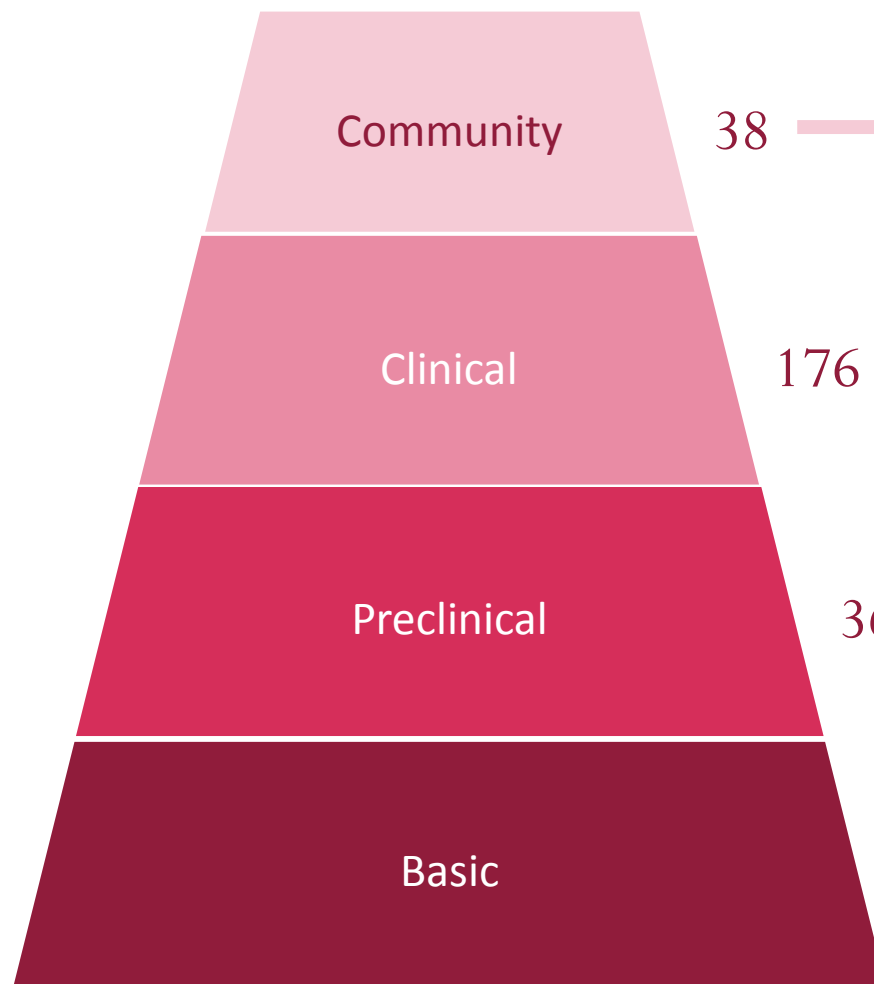
\$14,089,233  
(31% of total received)

**OUTPUT:**  
539 publications

**EFFICIENCY:**  
\$11,026/publication

**PRODUCTIVITY:**  
6 pub/PI

**QUALITY:**  
1.78\*  
\*278 out of 539 publications



COMMUNITY	# proposals	\$ requested	\$ awarded
SAPH	3	\$74,972	\$74,972
SD	3	\$1,496,721	\$1,497,721
SM	12	\$4,452,614	\$178,369
SN	1	\$150,645	\$0
SPH	17	\$13,182,300	\$464,218
<b>TOTAL</b>	<b>38</b>	<b>\$21,412,930</b>	<b>\$3,812,775</b>

CLINICAL	# proposals	\$ requested	\$ awarded
MC	3	\$96,070	\$0
SBH	1	\$0	\$0
SD	15	\$5,513,387	\$1,262,018
SM	141	\$5,420,433	\$606,079
SP	5	\$0	\$0
SPH	11	\$3,104,343	\$1,937,777
<b>TOTAL</b>	<b>176</b>	<b>\$14,134,233</b>	<b>\$3,805,874</b>

PRECLINICAL	# proposals	\$ requested	\$ awarded
SD	4	\$329,735	\$59,500
SM	30	\$6,645,632	\$346,275
SN	1	\$158,520	\$0
SPH	1	\$74,999	\$74,999
<b>TOTAL</b>	<b>36</b>	<b>\$7,208,886</b>	<b>\$480,774</b>

BASIC	# proposals	\$ requested	\$ awarded
SAPH	2	\$130,000	\$0
SBH	1	\$75,000	\$0
SD	3	\$149,980	\$74,980
SM	76	\$58,055,850	\$5,914,830
SPH	3	\$161,476	\$0
<b>TOTAL</b>	<b>85</b>	<b>\$58,572,306</b>	<b>\$5,989,810</b>



# HEALTH DISPARITIES GLOBAL HEALTH

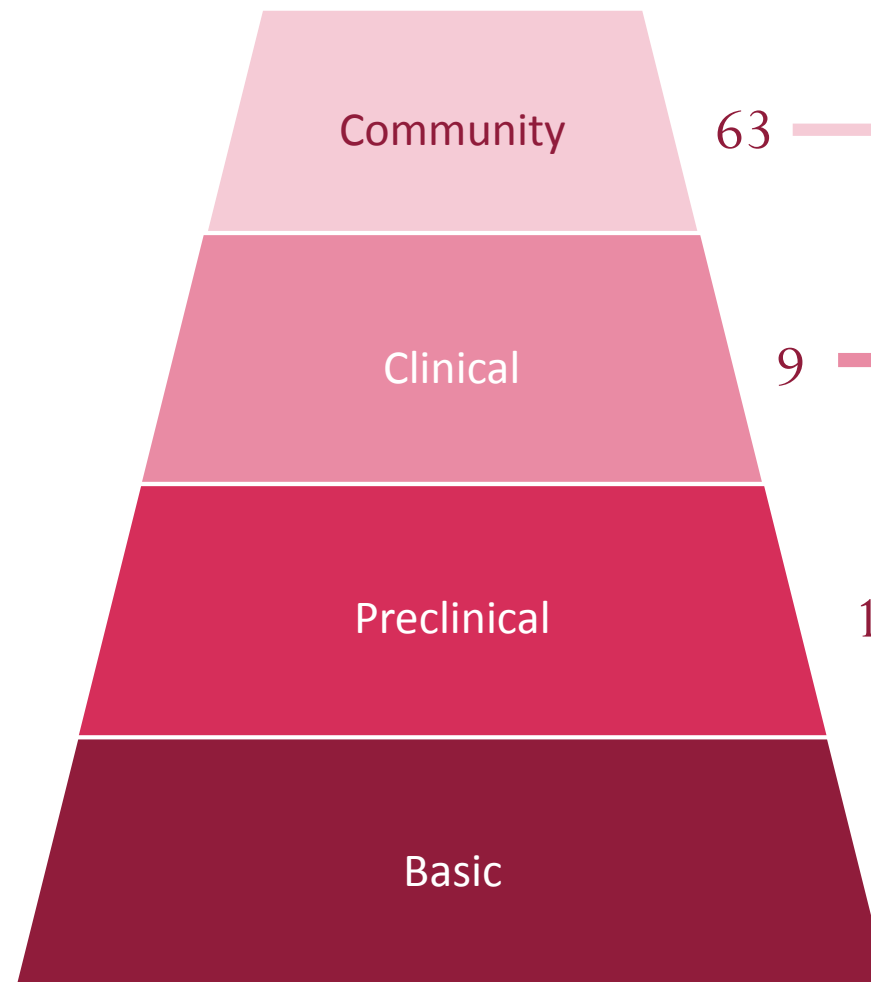
\$9,797,247  
(22% of total received)

**OUTPUT:**  
515 publications

**EFFICIENCY:**  
\$16,056/publication

**PRODUCTIVITY:**  
6 pub/PI

**QUALITY:**  
1.16\*  
\*223 out of 515 publications



COMMUNITY	# proposals	\$ requested	\$ awarded
MC	3	\$25,157,369	\$346,812
SAHP	2	\$276,320	\$276,320
SBH	9	\$4,576,422	\$374,254
SD	2	\$2,394,221	\$1,494,241
SM	13	\$34,648,135	\$2,798,348
SN	3	\$225,616	\$75,000
SPH	31	\$7,167,520	\$2,832,267
<b>TOTAL</b>	<b>63</b>	<b>\$48,657,583</b>	<b>\$7,537,631</b>

CLINICAL	# proposals	\$ requested	\$ awarded
SBH	1	\$428,120	\$0
SM	4	\$0	\$0
SN	1	\$220,202	\$220,202
SP	1	\$0	\$0
SPH	2	\$1,614,600	\$1,738,800
<b>TOTAL</b>	<b>9</b>	<b>\$2,262,922</b>	<b>\$1,959,002</b>

PRECLINICAL	# proposals	\$ requested	\$ awarded
SAHP	1	\$75,000	\$0
SM	8	\$12,618,350	\$192,202
SN	1	\$158,520	\$0
SPH	2	\$395,045	\$0
<b>TOTAL</b>	<b>8</b>	<b>\$9,267,128</b>	<b>\$192,202</b>

BASIC	# proposals	\$ requested	\$ awarded
SM	8	\$10,737,516	\$108,412
<b>TOTAL</b>	<b>8</b>	<b>\$10,737,516</b>	<b>\$108,412</b>



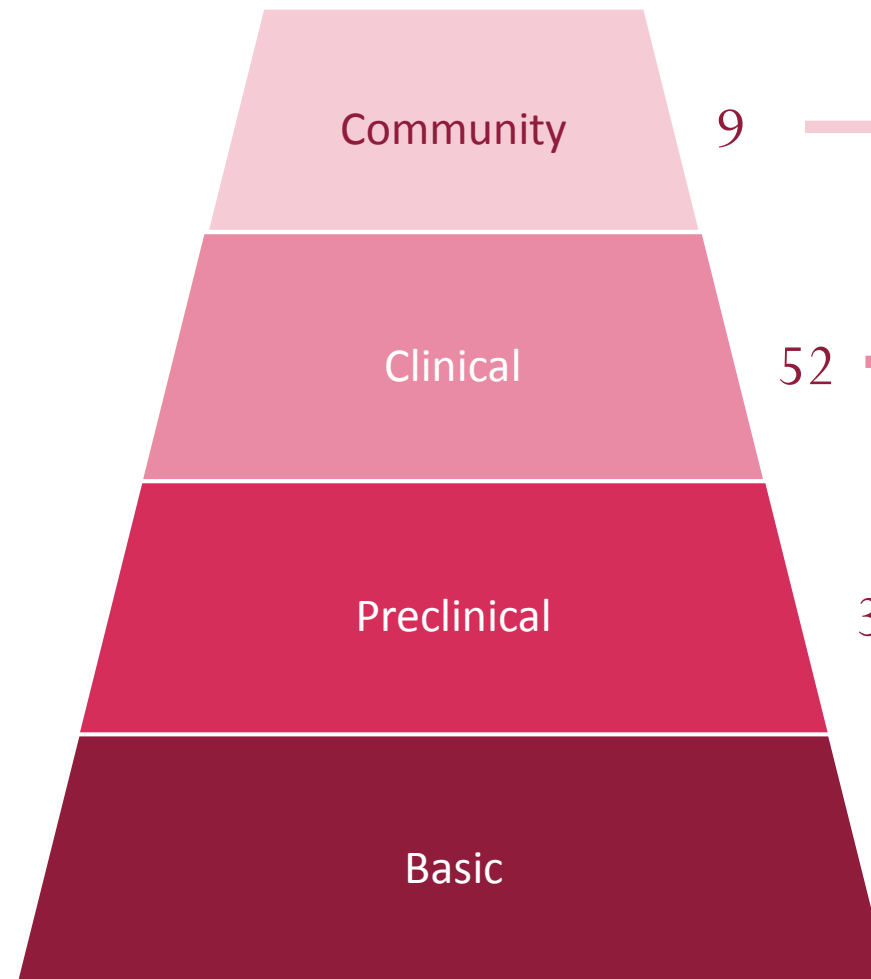
# CANCER \$9,223,432 (21% of total received)

**OUTPUT:**  
423 publications

**EFFICIENCY:**  
\$14,033/publication

**PRODUCTIVITY:**  
3 pub/PI

**QUALITY:**  
1.36\*  
\*157 out of 423 publications



COMMUNITY	# proposals	\$ requested	\$ awarded
MC	3	\$467,560	\$467,560
SM	2	\$7,504,941	\$0
SPH	4	\$13,495,703	\$1,442,548
<b>TOTAL</b>	<b>9</b>	<b>\$21,468,204</b>	<b>\$1,910,108</b>

CLINICAL	# proposals	\$ requested	\$ awarded
MC	1	\$21,355	\$21,355
SD	1	\$0	\$5,500
SM	48	\$11,626,435	\$6,115,134
SN	1	\$74,193	\$75,000
SPH	1	\$75,000	\$0
<b>TOTAL</b>	<b>42</b>	<b>\$11,796,983</b>	<b>\$6,216,989</b>

PRECLINICAL	# proposals	\$ requested	\$ awarded
SAHP	1	\$75,000	\$0
SM	27	\$12,396,072	\$400,217
SP	1	\$75,000	\$75,000
SPH	2	\$395,045	\$0
<b>TOTAL</b>	<b>31</b>	<b>\$12,941,117</b>	<b>\$475,217</b>

BASIC	# proposals	\$ requested	\$ awarded
SM	38	\$18,693,644	\$621,118
SP	1	\$0	\$0
<b>TOTAL</b>	<b>39</b>	<b>\$18,693,644</b>	<b>\$621,118</b>





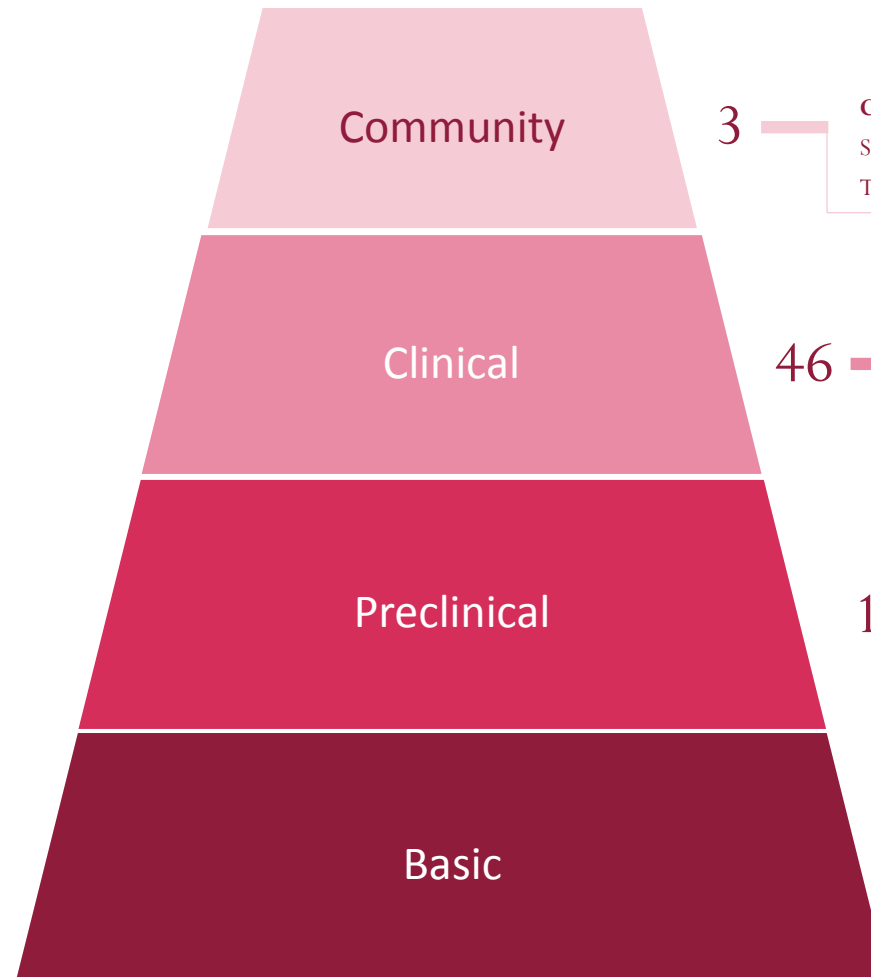
# NEUROSCIENCE \$8,342,663 (19% of total received)

**OUTPUT:**  
511 publications

**EFFICIENCY:**  
\$6,399/publication

**PRODUCTIVITY:**  
6 pub/PI

**QUALITY:**  
1.62\*  
\*276 out of 511 publications



3

COMMUNITY	# proposals	\$ requested	\$ awarded
SM	3	\$159,780	\$66,180
<b>TOTAL</b>	<b>3</b>	<b>\$159,780</b>	<b>\$66,180</b>

46

CLINICAL	# proposals	\$ requested	\$ awarded
SBH	1	\$0	\$0
SD	1	\$25,000	\$32,216
SM	44	\$5,400,335	\$470,325
<b>TOTAL</b>	<b>46</b>	<b>\$5,425,335</b>	<b>\$502,541</b>

12

PRECLINICAL	# proposals	\$ requested	\$ awarded
SM	12	\$6,578,330	\$1,728,125
<b>TOTAL</b>	<b>12</b>	<b>\$6,578,330</b>	<b>\$1,728,125</b>

83

BASIC	# proposals	\$ requested	\$ awarded
SBH	2	\$150,000	\$0
SM	77	\$70,297,999	\$6,045,817
SP	1	\$74,037	\$0
SPH	3	\$414,684	\$0
<b>TOTAL</b>	<b>83</b>	<b>\$70,937,619</b>	<b>\$6,045,817</b>



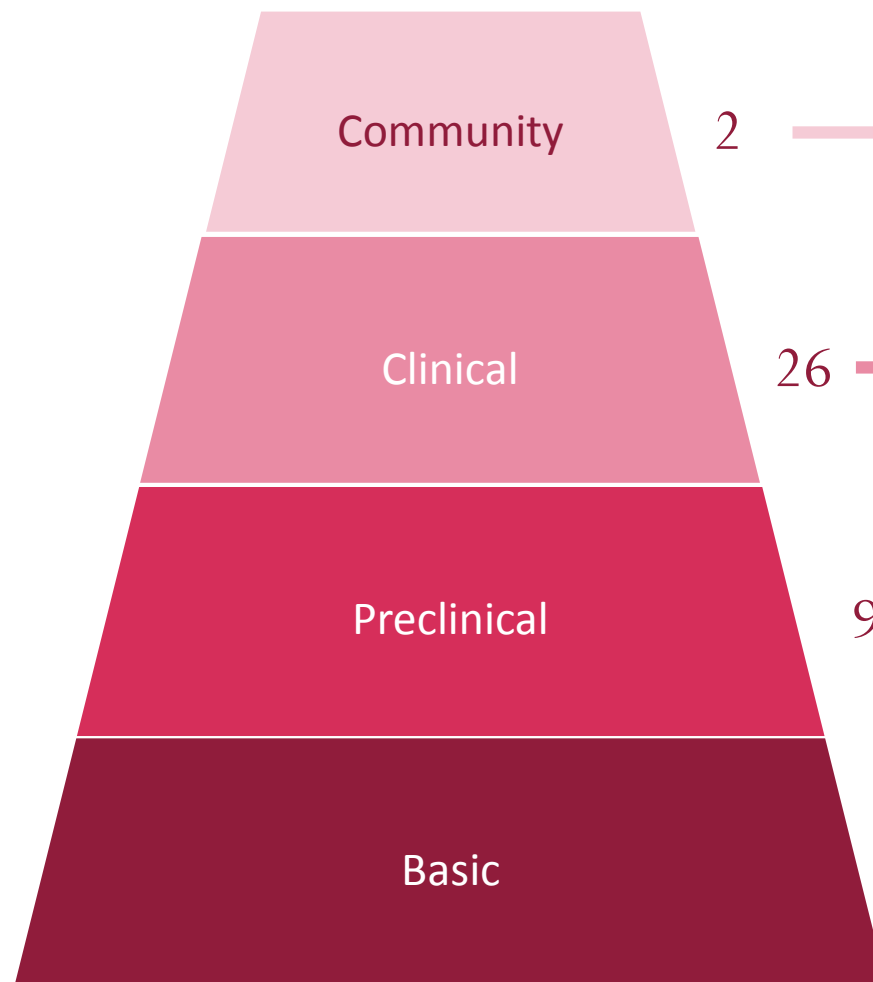
# MOTHER & CHILD \$7,273,410 (16% of total received)

**OUTPUT:**  
438 publications

**EFFICIENCY:**  
\$10,731/publication

**PRODUCTIVITY:**  
7 pub/PI

**QUALITY:**  
1.22\*  
\*211 out of 438 publications



**2**

COMMUNITY	# proposals	\$ requested	\$ awarded
SM	1	\$130,745	\$0
SN	1	\$0	\$0
<b>TOTAL</b>	<b>2</b>	<b>\$130,745</b>	<b>\$0</b>

**26**

CLINICAL	# proposals	\$ requested	\$ awarded
SM	26	\$8,570,462	\$44,630
<b>TOTAL</b>	<b>26</b>	<b>\$8,570,462</b>	<b>\$44,630</b>

**9**

PRECLINICAL	# proposals	\$ requested	\$ awarded
SM	8	\$6,247,534	\$1,803,125
SPH	1	\$0	\$0
<b>TOTAL</b>	<b>9</b>	<b>\$6,247,534</b>	<b>\$1,803,125</b>

**51**

BASIC	# proposals	\$ requested	\$ awarded
SD	1	\$0	\$0
SM	49	\$47,276,793	\$5,425,655
SPH	1	\$308,964	\$0
<b>TOTAL</b>	<b>51</b>	<b>\$47,600,444</b>	<b>\$5,425,655</b>

# MENTAL/BEHAVIORAL HEALTH \$1,115,843 (2% of total received)

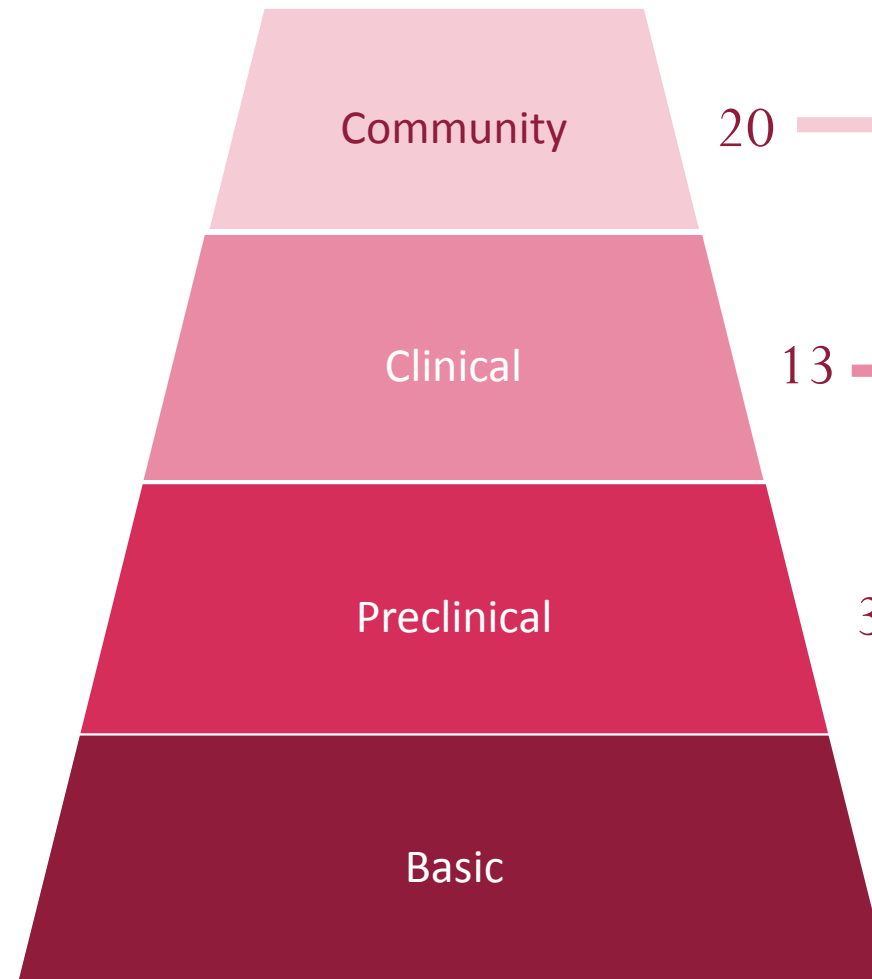


**OUTPUT:**  
221 publications

**EFFICIENCY:**  
\$12,940/publication

**PRODUCTIVITY:**  
5 pub/PI

**QUALITY:**  
1.41\*  
\*124 out of 221 publications



COMMUNITY	# proposals	\$ requested	\$ awarded
MC	1	\$8,000	\$8,000
SBH	4	\$198,601	\$168,620
SD	1	\$2,500	\$2,500
SM	7	\$7,411,024	\$128,500
SN	2	\$74,971	\$75,000
SPH	5	\$103,946	\$100,000
<b>TOTAL</b>	<b>20</b>	<b>\$7,799,042</b>	<b>\$482,620</b>

CLINICAL	# proposals	\$ requested	\$ awarded
SAHP	1	\$0	\$0
SBH	5	\$7,627,089	\$465,323
SM	4	\$1,645,410	\$0
SN	1	\$13,225	\$7,900
SPH	1	\$0	\$0
SR	1	\$75,000	\$0
<b>TOTAL</b>	<b>13</b>	<b>\$9,360,724</b>	<b>\$473,223</b>

PRECLINICAL	# proposals	\$ requested	\$ awarded
SAHP	1	\$830,698	\$0
SM	2	\$175,446	\$0
<b>TOTAL</b>	<b>3</b>	<b>\$1,006,144</b>	<b>\$0</b>

BASIC	# proposals	\$ requested	\$ awarded
SM	4	\$3,231,857	\$160,000
SPH	1	\$0	\$0
<b>TOTAL</b>	<b>5</b>	<b>\$3,231,857</b>	<b>\$160,000</b>



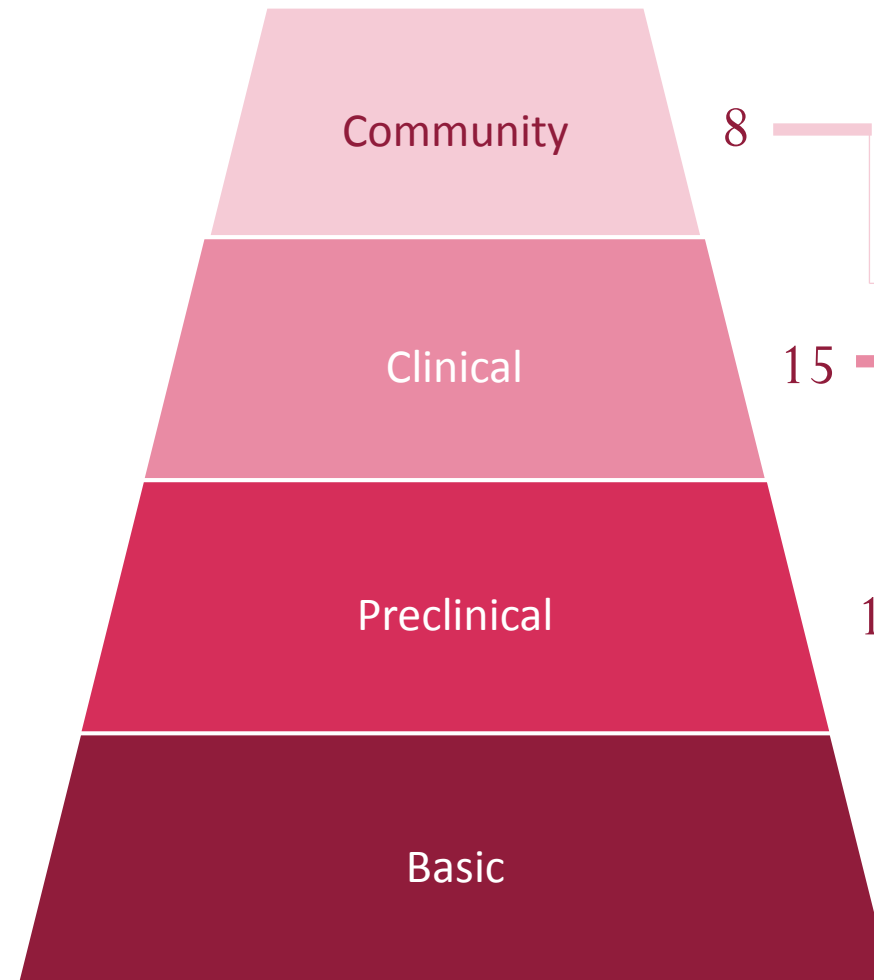
# AGING POPULATIONS \$1,045,058 (2% of total received)

**OUTPUT:**  
427 publications

**EFFICIENCY:**  
\$3,343/publication

**PRODUCTIVITY:**  
10 pub/PI

**QUALITY:**  
1.36\*  
\*157 out of 427 publications



COMMUNITY	# proposals	\$ requested	\$ awarded
SAHP	2	\$74,972	\$74,972
SM	1	\$0	\$0
SN	1	\$310,479	\$0
SPH	4	\$924,019	\$214,876
<b>TOTAL</b>	<b>8</b>	<b>\$1,309,470</b>	<b>\$289,848</b>

CLINICAL	# proposals	\$ requested	\$ awarded
SAHP	1	\$0	\$0
SBH	1	\$0	\$0
SM	12	\$159,000	\$159,000
SPH	1	\$177,829	\$129,980
<b>TOTAL</b>	<b>15</b>	<b>\$336,829</b>	<b>\$288,980</b>

PRECLINICAL	# proposals	\$ requested	\$ awarded
SM	1	\$434,500	\$0
<b>TOTAL</b>	<b>1</b>	<b>\$434,500</b>	<b>\$0</b>

BASIC	# proposals	\$ requested	\$ awarded
SM	20	\$17,198,503	\$466,230
SPH	1	\$55,757	\$0
<b>TOTAL</b>	<b>21</b>	<b>\$17,254,260</b>	<b>\$466,230</b>

# GRASP-International

- An award of \$75,000 for a 2-year collaboration between an investigator at LLUH and one at an international SDA institution
- 2 investigators from Universidad Adventista del Plata were awarded
- This year we have 6 proposals from 4 SDA institutions



# GRASP Int'l



LOMA LINDA UNIVERSITY  
HEALTH  
RESEARCH AFFAIRS

## GRASP-Int'l

LOI Due Date	Late March – To be announced
Application Due Date	In September – To be announced
Award Announcement	Late December before starting year
Number of PIs	2 (1 LLU faculty, 1 Int'l Adventist institution healthcare provider or faculty with advanced degree)
Total Awarded Amount	\$75,000
Duration of Award	Up to 24 months
No. of Awards per cycle	1
PI Salary Support	NO
Budget Restrictions	Only non-faculty salaries and wages are permitted. Award may not be used for equipment costing \$5,000 or more, travel expenses, or IDC.
Performance Site	Conducted at LLUH or Int'l Adventist institution site
Publications	At least 1 peer-reviewed publication within the past year by either PI
Prior Awardees	a. Had published/accepted for publication 1 or more manuscripts, or b. Submitted at least 1 extramural application
Revised Application	Include 1 page introduction

# Summary

- Collaborations are beneficial; international collaborations are even more beneficial to both parties
- We are blessed to be part of the largest network of hospitals, universities, and medical schools throughout the globe
- LLUH is looking to assist all in facilitating collaboration – CAR and website
- LLUH offers an incentive to collaborate – GRASP-International





# 1 Corinthians 1:10 (NKJV)

Now I plead with you, brethren, by the name of our Lord Jesus Christ, that you all speak the same thing, and that there be no divisions among you, but that you be perfectly joined together in the same mind and in the same judgment.



# Hebrews 10:24-25 (NKJV)

And let us consider one another in order to stir up love and good works, not forsaking the assembling of ourselves together, as *is* the manner of some, but exhorting *one another*, and so much the more as you see the Day approaching.

