



LOMA LINDA UNIVERSITY

# Engaging Your Students Online

EDUCATIONAL TECHNOLOGY SERVICES

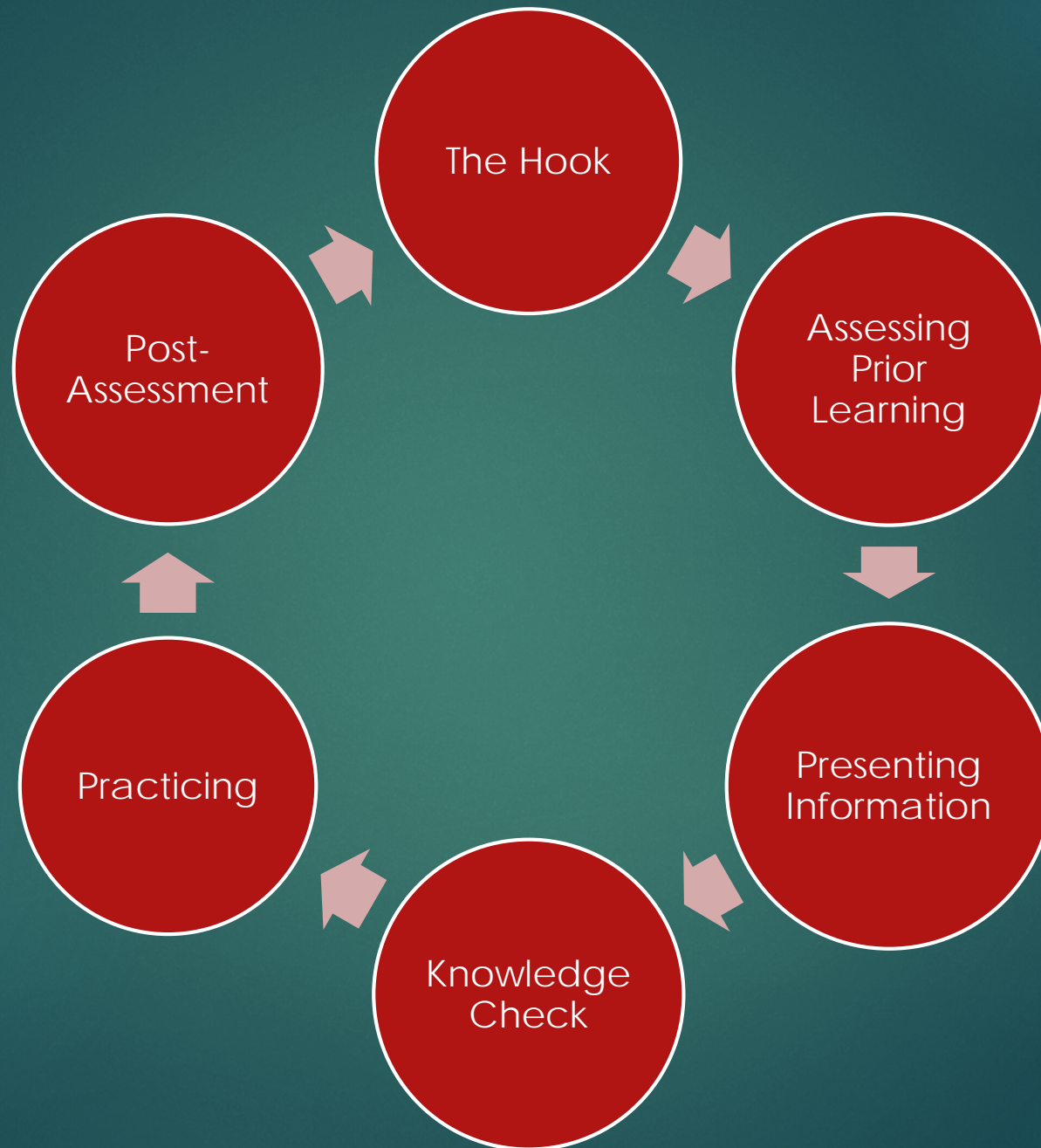
MARCH 2020



LOMA LINDA UNIVERSITY

# Ensuring Student Engagement





# The Hook | Getting Student's Attention

When the patient changes their entire story right after you present the H&P to the attending.





# The Hook

- ▶ **Videos**

- ▶ Clip from a show to open the lecture.

- ▶ **Artifact**

- ▶ Something the student can hold (plastination model)

- ▶ **Questions**

- ▶ Text-in response listed on the screen for students to answer as they get settled

# Assessing Prior Learning

- ▶ What do your students already know?
  - ▶ *Ask questions?*
  - ▶ *Short quiz*
  - ▶ *Poll Everywhere (quiz)*



# Presenting Information

## ▶ STYLES OF LEARNING

### ▶ Visual

- ▶ *Visualize the relationships between ideas.*

### ▶ Auditory

- ▶ *Prefer to hear info rather than reading it.*

### ▶ Reading/Writing

- ▶ *Interacting with text is more powerful for them than hearing or seeing images.*

### ▶ Kinesthetic

- ▶ *Hands on experimental learners; they learn best by doing.*

# Presenting Information

## ▶ STYLES OF LEARNING

### ▶ Visual

- ▶ *Give them charts and graphics and make your presentation highly visual to show the relationships between your various points.*

### ▶ Auditory

- ▶ *Students like to recite information out loud to remember it; give them a chance to repeat your points back to you by asking questions and calling for audience answers.*



# Presenting Information

## ▶ STYLES OF LEARNING

### ▶ Reading/Writing

- ▶ *Students prefer written quizzes that give them a chance to write down what they have learned and like having annotated handouts of presentations.*

### ▶ Kinesthetic

- ▶ *Allow them to move around by integrating physical movement to demonstrate or experience certain points. Some examples are small group activities or roleplaying.*

# Knowledge Check

- ▶ PollEverywhere
- ▶ Quizzes
- ▶ Panopto
- ▶ Studio





# Faculty Media Studio | Centennial Complex





# Post Production Studio | Centennial Complex





# GGG Studios | Centennial Complex





# Practicing

- ▶ Case Studies
- ▶ Group Presentations
- ▶ VR Supplemental Tools
  - ▶ Virtual Patient
  - ▶ VR Anatomy



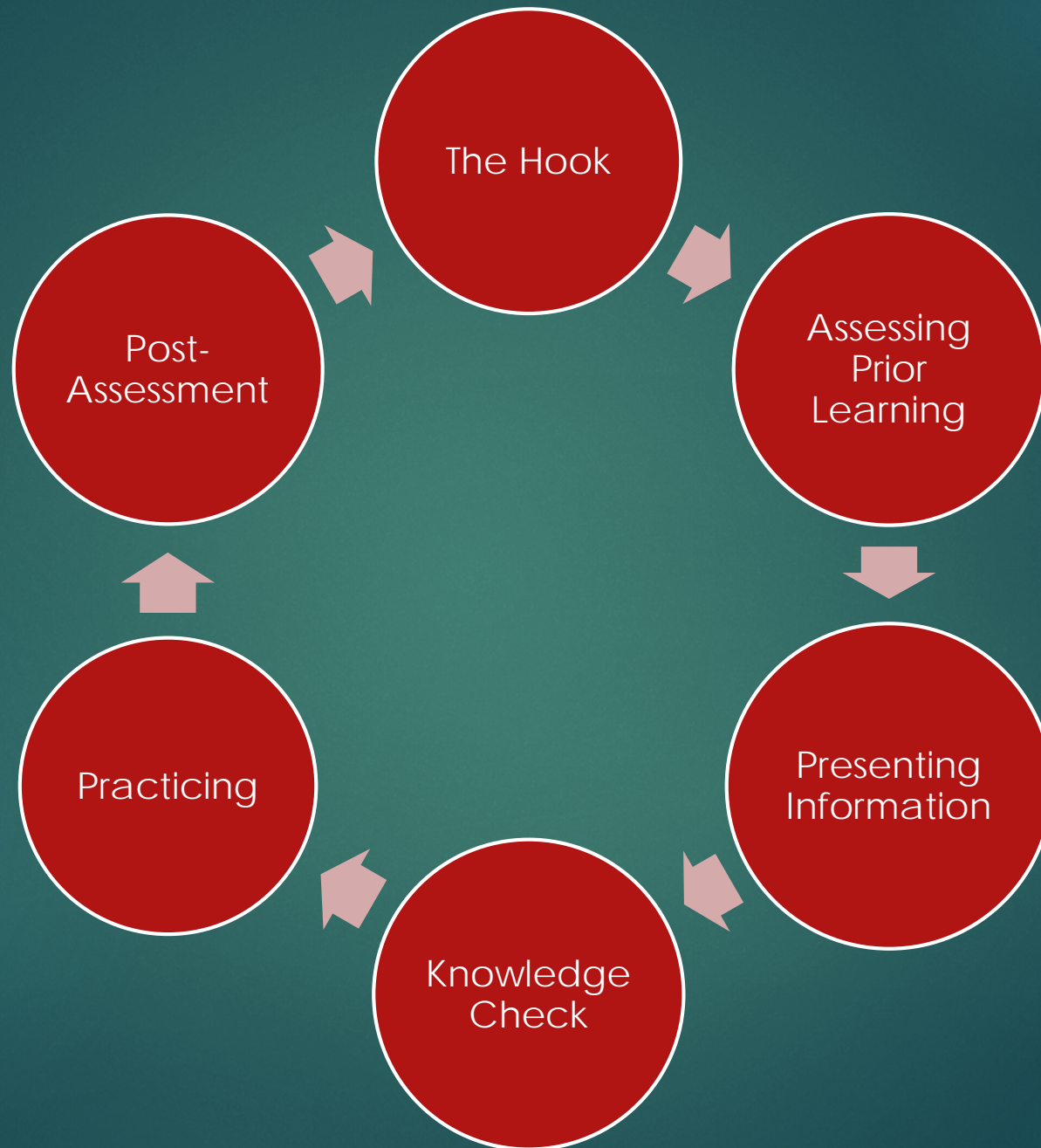
# Student-to-Student Interactions

- ▶ PATIENT INFORMATION CANNOT BE IDENTIFIED IN ZOOM SESSIONS (PHI)
- ▶ Remember that all interactions must be recorded and available in Canvas (auditing)
- ▶ Enhancing student discussions
  - ▶ Discussion boards
  - ▶ VoiceThread
- ▶ Collaboration
  - ▶ Zoom
  - ▶ Office 365

# Post Assessment

- ▶ Asking open-ended questions that get students writing and talking.
- ▶ Asking students to reflect on what they learned
- ▶ Encourage peer-teaching





# ETS Services

- ▶ Instructional Technology
- ▶ Video Production
- ▶ Classroom Installations
- ▶ Event Management

**EDTECH@LLU.EDU**